

# 2024 Vital Statistics Survey -

---

## Start of Block: Introduction

This survey is to be completed by all CACREP-accredited programs and must be submitted by December 31, 2024. NOTE: All data for this report should be from Academic Year 2023-2024. If you have any questions or need assistance in completing this survey, please contact the CACREP office at 703.535.5990 or [cacrep@cacrep.org](mailto:cacrep@cacrep.org). <br> <br><br>

## End of Block: Introduction

---

## Start of Block: Institutional Information

Institution Name:

Milligan University

---

-----

Institution Type:

- ☐ Public
- ☒ Non-Profit Private
- ☐ For-Profit
-

### Institution's Headquarters

- ☐ Alabama
- ☐ Alaska
- ☐ Arizona
- ☐ Arkansas
- ☐ California
- ☐ Colorado
- ☐ Connecticut
- ☐ Delaware
- ☐ District of Columbia
- ☐ Florida
- ☐ Georgia
- ☐ Hawaii
- ☐ Idaho
- ☐ Illinois
- ☐ Indiana
- ☐ Iowa
- ☐ Kansas
- ☐ Kentucky
- ☐ Louisiana
- ☐ Maine
- ☐ Maryland

- ☐ Massachusetts
- ☐ Michigan
- ☐ Minnesota
- ☐ Mississippi
- ☐ Missouri
- ☐ Montana
- ☐ Nebraska
- ☐ Nevada
- ☐ New Hampshire
- ☐ New Jersey
- ☐ New Mexico
- ☐ New York
- ☐ North Carolina
- ☐ North Dakota
- ☐ Ohio
- ☐ Oklahoma
- ☐ Oregon
- ☐ Pennsylvania
- ☐ Puerto Rico
- ☐ Rhode Island
- ☐ South Carolina

☐ South Dakota

☒ Tennessee

☐ Texas

☐ Utah

☐ Vermont

☐ Virginia

☐ Washington

☐ West Virginia

☐ Wisconsin

☐ Wyoming

End of Block: Institutional Information

---

Start of Block: ADDICTION COUNSELING

Do you have a CACREP-accredited ADDICTION COUNSELING program?

☐ Yes

☒ No

What is the minimum number of credit (semester) hours required for your ADDICTION COUNSELING degree?

---

How many students were enrolled in your ADDICTION COUNSELING program in the reporting period? If none, enter "0".

0

How many students graduated from your ADDICTION COUNSELING program in the reporting period? If none, enter "0".

What percentage of students complete their degree in your ADDICTION COUNSELING program within the time to degree established by the institution?

0 10 20 30 40 50 60 70 80 90 100

Percentage

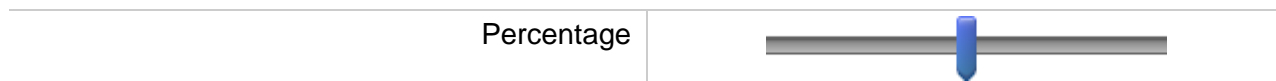


To the best of your knowledge, what is the licensure [or certification] examination pass rate of students graduating from your ADDICTION COUNSELING program?

- ☒ No Exam
- ☐ 1-10%
- ☐ 11-20%
- ☐ 21-30%
- ☐ 31-40%
- ☐ 41-50%
- ☒ 51-60%
- ☐ 61-70%
- ☐ 71-80%
- ☐ 81-90%
- ☐ 91-100%

To the best of your knowledge, what is the combined employment and doctoral admissions rates of graduates from your ADDICTION COUNSELING program?

0 10 20 30 40 50 60 70 80 90 100



End of Block: ADDICTION COUNSELING

Start of Block: CAREER COUNSELING

Do you have a CACREP-accredited CAREER COUNSELING program?

☐ Yes

☒ No

What is the minimum number of credit (semester) hours required for your CAREER COUNSELING degree?

\_\_\_\_\_

How many students were enrolled in your CAREER COUNSELING program in the reporting period? If none, enter "0".

\_\_\_\_\_

How many students graduated from your CAREER COUNSELING program in the reporting period? If none, enter "0".

\_\_\_\_\_

What percentage of students complete their degree in your CAREER COUNSELING program within the time to degree established by the institution?

0 10 20 30 40 50 60 70 80 90 100

Percentage



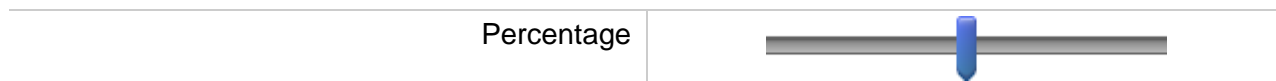
To the best of your knowledge, what is the licensure [or certification] examination pass rate of students graduating from your ADDICTION COUNSELING program?

- ☐ No Exam
- ☐ 1-11%
- ☐ 12-20%
- ☐ 21-30%
- ☐ 31-40%
- ☐ 41-50%
- ☐ 51-60%
- ☐ 61-70%
- ☐ 71-80%
- ☐ 81-90%
- ☐ 91-100%

---

To the best of your knowledge, what is the combined employment and doctoral admissions rates from your CAREER COUNSELING program who were actively seeking employment?

0 10 20 30 40 50 60 70 80 90 100



End of Block: CAREER COUNSELING

Start of Block: CLINICAL MENTAL HEALTH COUNSELING



Do you have a CACREP-accredited CLINICAL MENTAL HEALTH COUNSELING program?

☒ Yes

☐ No

What is the minimum number of credit (semester) hours required for your CLINICAL MENTAL HEALTH COUNSELING degree?

60

How many students were enrolled in your CLINICAL MENTAL HEALTH COUNSELING program in the reporting period? If none, enter "0".

14

How many students graduated from your CLINICAL MENTAL HEALTH COUNSELING program in the reporting period? If none, enter "0".

6

What percentage of students complete their degree in your CLINICAL MENTAL HEALTH COUNSELING program within the time to degree established by the institution?

0 10 20 30 40 50 60 70 80 90 100

Percentage

100%

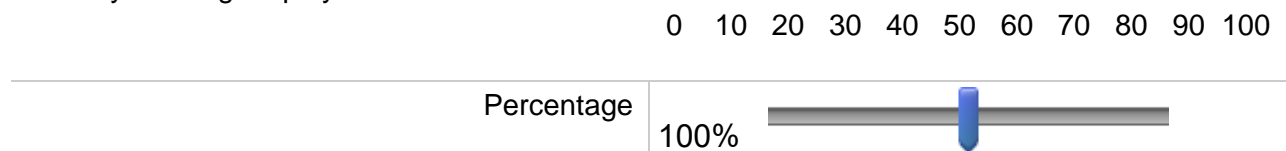


To the best of your knowledge, what is the licensure [or certification] examination pass rate of students graduating from your CLINICAL MENTAL HEALTH COUNSELING program?

- ☐ No Exam
- ☐ 1-10%
- ☐ 11-20%
- ☐ 21-30%
- ☐ 31-40%
- ☐ 41-50%
- ☐ 51-60%
- ☐ 61-70%
- ☐ 71-80%
- ☐ 81-90%
- ☒ 91-100%

---

To the best of your knowledge, what is the combined employment and doctoral admissions rates of graduates from your CLINICAL MENTAL HEALTH COUNSELING program who were actively seeking employment?



---

End of Block: CLINICAL MENTAL HEALTH COUNSELING

Start of Block: Second CMHC

Do you have a second CACREP-accredited CLINICAL MENTAL HEALTH COUNSELING program with a concentration/emphasis?

Type text here

☒ Yes

☐ No

What is the minimum number of credit (semester) hours required for your second CLINICAL MENTAL HEALTH COUNSELING degree?

60

How many students were enrolled in your second CLINICAL MENTAL HEALTH COUNSELING program in the reporting period? If none, enter "0".

10

How many students graduated from your second CLINICAL MENTAL HEALTH COUNSELING program in the reporting period? If none, enter "0".

4

What percentage of students complete their degree in your second CLINICAL MENTAL HEALTH COUNSELING program within the time to degree established by the institution?

0 10 20 30 40 50 60 70 80 90 100

Percentage

80%

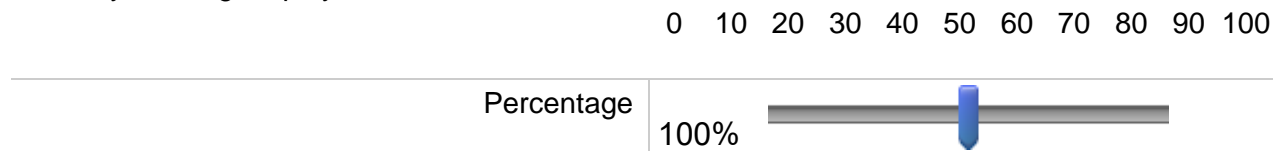


To the best of your knowledge, what is the licensure [or certification] examination pass rate of students graduating from your second CLINICAL MENTAL HEALTH COUNSELING program?

- ☐ No Exam
- ☐ 1-10%
- ☐ 11-20%
- ☐ 21-30%
- ☐ 31-40%
- ☐ 41-50%
- ☐ 51-60%
- ☐ 61-70%
- ☐ 71-80%
- ☐ 81-90%
- ☒ 91-100%

---

To the best of your knowledge, what is the combined employment and doctoral rates of graduates from your second CLINICAL MENTAL HEALTH COUNSELING program who were actively seeking employment?



---

End of Block: Second CMHC

Start of Block: CLINICAL REHABILITATION COUNSELING/CLINICAL MENTAL HEALTH COUNSELING

☒ Do you have a CACREP-accredited dually-titled CLINICAL REHABILITATION/CLINICAL MENTAL HEALTH COUNSELING program?

☐ Yes

☒ No

What is the minimum number of credit (semester) hours required for your dually-titled CLINICAL REHABILITATION/CLINICAL MENTAL HEALTH COUNSELING degree?

\_\_\_\_\_

How many students were enrolled in your dually-titled CLINICAL REHABILITATION/CLINICAL MENTAL HEALTH COUNSELING program in the reporting period? If none, enter "0".

\_\_\_\_\_

How many students graduated from your dually-titled CLINICAL REHABILITATION/CLINICAL MENTAL HEALTH COUNSELING program in the reporting period? If none, enter "0".

\_\_\_\_\_

What percentage of students complete their degree in your dually-titled CLINICAL REHABILITATION/CLINICAL MENTAL HEALTH COUNSELING program within the time to degree established by the institution?

0 10 20 30 40 50 60 70 80 90 100

Percentage



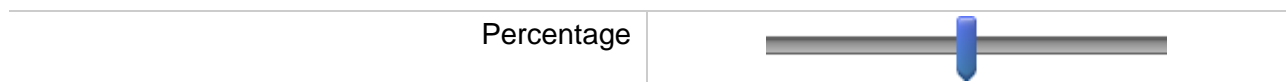
To the best of your knowledge, what is the licensure [or certification] examination pass rate of students graduating from your dually-titled CLINICAL REHABILITATION/CLINICAL MENTAL HEALTH COUNSELING program?

- ☐ No Exam
- ☐ 1-10%
- ☐ 11-20%
- ☐ 21-30%
- ☐ 31-40%
- ☐ 41-50%
- ☐ 51-60%
- ☐ 61-70%
- ☐ 71-80%
- ☐ 81-90%
- ☐ 91-100%

---

To the best of your knowledge, what is the combined employment and doctoral rates of graduates from your dually-titled CLINICAL REHABILITATION/CLINICAL MENTAL HEALTH COUNSELING program who were actively seeking employment?

0 10 20 30 40 50 60 70 80 90 100



End of Block: CLINICAL REHABILITATION COUNSELING/CLINICAL MENTAL HEALTH COUNSELING

Start of Block: CLINICAL REHABILITATION COUNSELING

Do you have a CACREP-accredited CLINICAL REHABILITATION COUNSELING program?

☐ Yes

☒ No

What is the minimum number of credit (semester) hours required for your CLINICAL REHABILITATION COUNSELING degree?

\_\_\_\_\_

How many students were enrolled in your CLINICAL REHABILITATION COUNSELING program in the reporting period? If none, enter "0".

\_\_\_\_\_

How many students graduated from your CLINICAL REHABILITATION COUNSELING program in the reporting period? If none, enter "0".

\_\_\_\_\_

What percentage of students complete their degree in your CLINICAL REHABILITATION COUNSELING program within the time to degree established by the institution?

0 10 20 30 40 50 60 70 80 90 100

Percentage



To the best of your knowledge, what is the licensure [or certification] examination pass rate of students graduating from your CLINICAL REHABILITATION COUNSELING program?

- ☐ No Exam
- ☐ 1-10%
- ☐ 11-20%
- ☐ 21-30%
- ☐ 31-40%
- ☐ 41-50%
- ☐ 51-60%
- ☐ 61-70%
- ☐ 71-80%
- ☐ 81-90%
- ☐ 91-100%

---

To the best of your knowledge, what is the combined employment and doctoral admissions rates of graduates from your CLINICAL REHABILITATION COUNSELING program who were actively seeking employment?

0 10 20 30 40 50 60 70 80 90 100

Percentage



---

End of Block: CLINICAL REHABILITATION COUNSELING

---



Start of Block: COLLEGE COUNSELING AND STUDENT AFFAIRS or STUDENT AFFAIRS AND COLLEGE COUNSELING

Do you have a CACREP-accredited COLLEGE COUNSELING AND STUDENT AFFAIRS or STUDENT AFFAIRS AND COLLEGE COUNSELING program?

☐ Yes

☒ No

What is the minimum number of credit (semester) hours required for your COLLEGE COUNSELING AND STUDENT AFFAIRS or STUDENT AFFAIRS AND COLLEGE COUNSELING degree?

---

How many students were enrolled in your COLLEGE COUNSELING AND STUDENT AFFAIRS or STUDENT AFFAIRS AND COLLEGE COUNSELING program in the reporting period? If none, enter "0".

---

How many students graduated from your COLLEGE COUNSELING AND STUDENT AFFAIRS or STUDENT AFFAIRS AND COLLEGE COUNSELING program in the reporting period? If none, enter "0".

---

What percentage of students complete their degree in your COLLEGE COUNSELING AND STUDENT AFFAIRS or STUDENT AFFAIRS AND COLLEGE COUNSELING program within the time to degree established by the institution?

0 10 20 30 40 50 60 70 80 90 100

Percentage



---

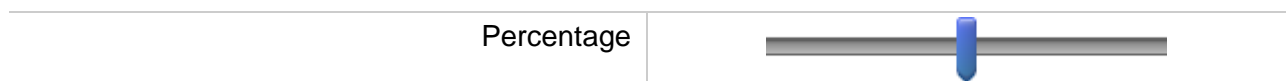
To the best of your knowledge, what is the licensure [or certification] examination pass rate of students graduating from your COLLEGE COUNSELING AND STUDENT AFFAIRS or STUDENT AFFAIRS AND COLLEGE COUNSELING program?

- ☐ No Exam
- ☐ 1-10%
- ☐ 11-20%
- ☐ 21-30%
- ☐ 31-40%
- ☐ 41-50%
- ☐ 51-60%
- ☐ 61-70%
- ☐ 71-80%
- ☐ 81-90%
- ☐ 91-100%

---

To the best of your knowledge, what is the combined employment and doctoral admissions rates of graduates from your COLLEGE COUNSELING AND STUDENT AFFAIRS or STUDENT AFFAIRS AND COLLEGE COUNSELING program who were actively seeking employment?

0 10 20 30 40 50 60 70 80 90 100



End of Block: COLLEGE COUNSELING AND STUDENT AFFAIRS or STUDENT AFFAIRS AND COLLEGE COUNSELING

---

Start of Block: MARRIAGE, COUPLE, AND FAMILY COUNSELING

Do you have a CACREP-accredited MARRIAGE, COUPLE, AND FAMILY COUNSELING program?

☐ Yes

☒ No

---

What is the minimum number of credit (semester) hours required for your MARRIAGE, COUPLE, AND FAMILY COUNSELING degree?

---

How many students were enrolled in your MARRIAGE, COUPLE, AND FAMILY COUNSELING program in the reporting period? If none, enter "0".

---

How many students graduated from your MARRIAGE, COUPLE, AND FAMILY COUNSELING program in the reporting period? If none, enter "0".

---

What percentage of students complete their degree in your MARRIAGE, COUPLE, AND FAMILY COUNSELING program within the time to degree established by the institution?

0 10 20 30 40 50 60 70 80 90 100

---

Percentage



---

To the best of your knowledge, what is the licensure [or certification] examination pass rate of students graduating from your MARRIAGE, COUPLE, AND FAMILY COUNSELING program?

- ☐ No Exam
- ☐ 1-10%
- ☐ 11-20%
- ☐ 21-30%
- ☐ 31-40%
- ☐ 41-50%
- ☐ 51-60%
- ☐ 61-70%
- ☐ 71-80%
- ☐ 81-90%
- ☐ 91-100%

---

To the best of your knowledge, what is the combined employment and doctoral admissions rates of graduates from your MARRIAGE, COUPLE, AND FAMILY COUNSELING program who were actively seeking employment?

0 10 20 30 40 50 60 70 80 90 100

Percentage



End of Block: MARRIAGE, COUPLE, AND FAMILY COUNSELING

Start of Block: REHABILITATION COUNSELING

Do you have a CACREP-accredited REHABILITATION COUNSELING program?

☐ Yes

☒ No

What is the minimum number of credit (semester) hours required for your REHABILITATION COUNSELING degree?

\_\_\_\_\_

How many students were enrolled in your REHABILITATION COUNSELING program in the reporting period? If none, enter "0".

\_\_\_\_\_

How many students graduated from your REHABILITATION COUNSELING program in the reporting period? If none, enter "0".

\_\_\_\_\_

What percentage of students complete their degree in your REHABILITATION COUNSELING program within the time to degree established by the institution?

0 10 20 30 40 50 60 70 80 90 100

Percentage



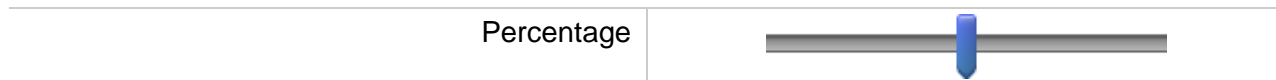
To the best of your knowledge, what is the licensure [or certification] examination pass rate of students graduating from your REHABILITATION COUNSELING program?

- ☐ No Exam
- ☐ 1-10%
- ☐ 11-20%
- ☐ 21-30%
- ☐ 31-40%
- ☐ 41-50%
- ☐ 51-60%
- ☐ 61-70%
- ☐ 71-80%
- ☐ 81-90%
- ☐ 91-100%

---

To the best of your knowledge, what is the combined employment and doctoral admissions rates of graduates from your REHABILITATION COUNSELING program who were actively seeking employment?

0 10 20 30 40 50 60 70 80 90 100



---

End of Block: REHABILITATION COUNSELING

---

Start of Block: SCHOOL COUNSELING

Do you have a CACREP-accredited SCHOOL COUNSELING program?

☐ Yes

☒ No

What is the minimum number of credit (semester) hours required for your SCHOOL COUNSELING degree?

---

How many students were enrolled in your SCHOOL COUNSELING program in the reporting period? If none, enter "0".

Type text here

---

How many students graduated from your SCHOOL COUNSELING program in the reporting period? If none, enter "0".

---

What percentage of students complete their degree in your SCHOOL COUNSELING program within the time to degree established by the institution?

0 10 20 30 40 50 60 70 80 90 100

Percentage



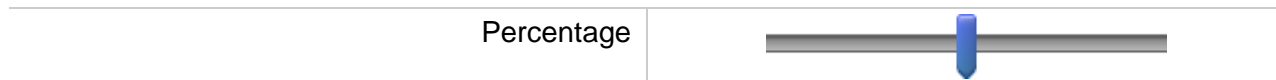
To the best of your knowledge, what is the licensure [or certification] examination pass rate of students graduating from your SCHOOL COUNSELING program?

- ☐ No Exam
- ☐ 1-10%
- ☐ 11-20%
- ☐ 21-30%
- ☐ 31-40%
- ☐ 41-50%
- ☐ 51-60%
- ☐ 61-70%
- ☐ 71-80%
- ☐ 81-90%
- ☐ 91-100%

---

To the best of your knowledge, what is the combined employment and doctoral admissions rates of graduates from your SCHOOL COUNSELING program who were actively seeking employment?

0 10 20 30 40 50 60 70 80 90 100



End of Block: SCHOOL COUNSELING

Start of Block: Demographics for Master's program



How many total applications were received for all of your MASTER'S LEVEL CACREP-ACCREDITED DEGREE PROGRAMS in the reporting period? If none, enter "0".

56

---

Are you able to provide demographic information about students enrolled in your CACREP-accredited MASTER'S level COUNSELING program(s)?

☒ Yes

☐ No

---

Master's Student Demographics: Please provide the number of students currently enrolled in your CACREP-accredited master's level program(s) for each category below. If you are unable to answer for a particular category or do not have any students that identify with a particular category, please enter "0".

	Male	Female	Non-Binary/Gender Fluid
American Indian or Native Alaskan	0	1	
Asian	0	0	
2 Black	0	1	
Hawaiian Native or Pacific Islander	0	0	
Hispanic	1	0	
Two or More	0	0	
Unknown/Other	0	0	
White	2	19	

International Student			
Active Duty Military			
Veteran			
With a Disability			

End of Block: Demographics for Master's program

---

Start of Block: COUNSELOR EDUCATION AND SUPERVISION

Do you have a CACREP-accredited COUNSELOR EDUCATION AND SUPERVISION program?

☐ Yes

☒ No

How many credit (semester) hours beyond a CACREP-accredited master's degree do you require for your COUNSELOR EDUCATION AND SUPERVISION doctoral degree?

---

How many applications were received for your CACREP-ACCREDITED COUNSELOR EDUCATION AND SUPERVISION doctoral degree program in the reporting period? If none, enter "0".

---

How many students were enrolled in your COUNSELOR EDUCATION AND SUPERVISION doctoral degree program in the reporting period? If none, enter "0".

\_\_\_\_\_

How many students graduated from your COUNSELOR EDUCATION AND SUPERVISION doctoral program in the reporting period? If none, enter "0".

\_\_\_\_\_

What percentage of students complete their degree in your COUNSELOR EDUCATION AND SUPERVISION program within the time to degree established by the institution?

0 10 20 30 40 50 60 70 80 90 100



To the best of your knowledge, what is the job placement rate of graduates from your COUNSELOR EDUCATION AND SUPERVISION doctoral program who were actively seeking employment?

0 10 20 30 40 50 60 70 80 90 100



Are you able to provide demographic information about students enrolled in your CACREP-accredited COUNSELOR EDUCATION AND SUPERVISION doctoral program?

☐ Yes

☐ No

-----

Doctoral Student Demographics: Please provide the number of students currently enrolled in your CACREP-accredited COUNSELOR EDUCATION AND SUPERVISION doctoral program for each category below. If you are unable to answer for a particular category or do not have any students that identify with a particular category, please enter "0".

	Male	Female	Non-Binary/Gender Fluid
American Indian or Native Alaskan			
Asian			
Black			
Hawaiian Native or Pacific Islander			
Hispanic			
Two or More			
Unknown/Other			
White			

International Student			
Active Duty Military			
Veteran			
With a Disability			

End of Block: COUNSELOR EDUCATION AND SUPERVISION

---

Start of Block: Non-CACREP-Accredited Programs:

Please select all programs offered by your academic counseling unit that are NOT ACCREDITED by CACREP.

☒

Degree Program Name    MSC in School Counseling

---

☒

Certificate Program Name    Certificate of Counseling Ministry

---

☐

All degree programs are CACREP accredited

End of Block: Non-CACREP-Accredited Programs:

---

Start of Block: Demographics for Faculty

Are you able to provide demographic information about FULL-TIME faculty members in your academic counseling unit?

☒ Yes

☐ No

---



FULL-TIME Faculty Demographics: Please provide the number of full-time faculty members in your academic counseling unit for each category below. If you are unable to answer for a particular category or do not have any students that identify with a particular category, please enter "0".

	Male	Female	Non-Binary/Gender Fluid
American Indian or Native Alaskan	0	0	
Asian	0	0	
Black	0	0	
Native Hawaiian or Pacific Islander	0	0	
Hispanic	0	0	
Two or More	0	0	
Unknown/Other	0	0	
White	2	1	

Veteran	0	0	
With a Disability	0	0	

#### End of Block: Demographics for Faculty

#### Start of Block: Block 18

Please provide a name **and contact email address** of the person completing this survey. This address will be used if the CACREP office has any questions about the information provided in this survey.

Dr. Rebecca L. Sapp rlsapp@milligan.edu

Final comments? Please share them below:

REMINDER: Programs Evaluation Results (CACREP 2024 Standard 2.F.3) and Student Outcomes (CACREP 2024 Standard 2.E.2) must be made publicly available on your program's website. The information to be posted includes the following four data points regarding each of your accredited specialty areas: (a) number of graduates in the past year, (b) degree completion rate, (c) licensure or certification examination pass rate, and (d) combined employment and doctoral admissions rate of students/graduates.   
  
Once your updated 2023-2024 data has been posted, send the website URL to cacrep@cacrep.org.

You will NOT receive a copy of your completed survey. Please click the arrow at the bottom of the page and download the PDF for your records.

☒ I understand I need to download a copy of the completed survey for my own records

End of Block: Block 18

---